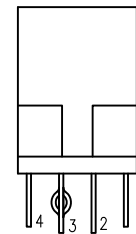
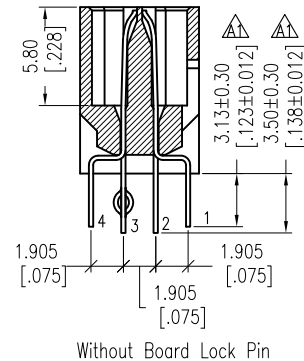
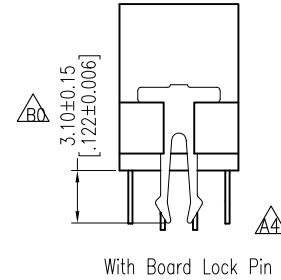
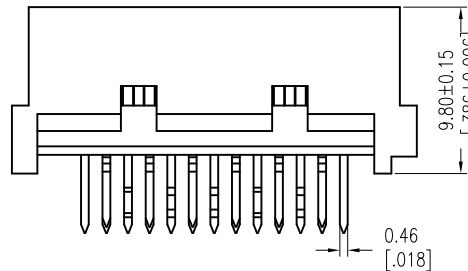
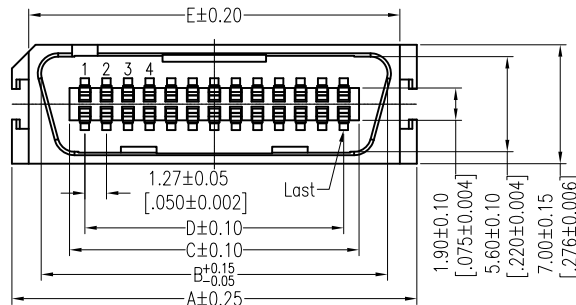
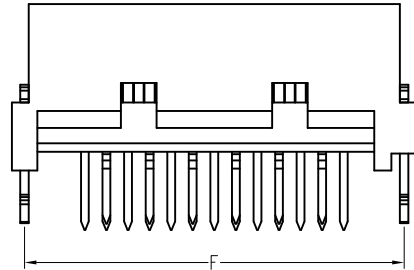
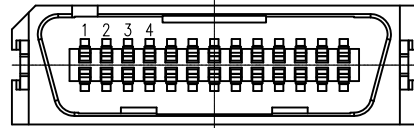


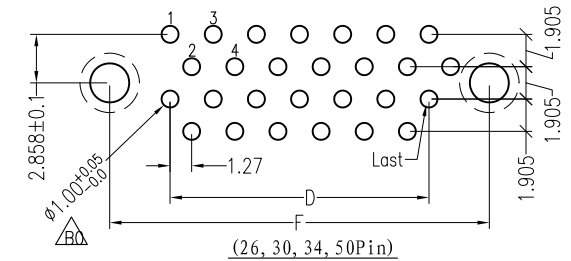
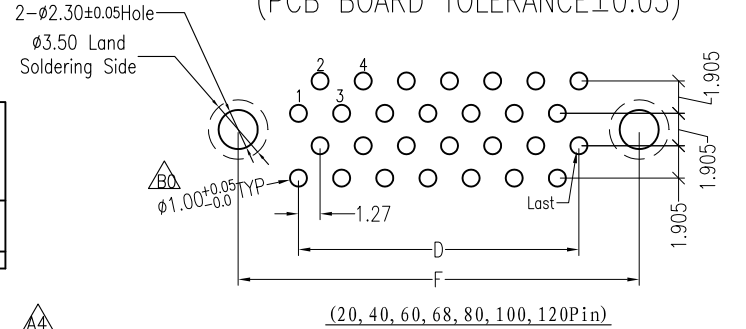
# HSF

NOTES:  
 Rated Current:0.5AMP  
 Contact Resistance:35mΩ max  
 Withstand Voltage:500V AC/DC  
 Insulation Resistance:500MΩ min  
 Operation Temperature:-40°C to +125°C

Contact Material:Phosphor Bronze  
 Contact Plating:Au and Sn Over Ni  
 Insulator Material:PBT+30%G.F UL94V-0



Recommended P.C.B Layout (Top Side)  
 (PCB BOARD TOLERANCE±0.05)



## Ordering Information

6320D-XXX SD S1 PX T 01

No.of Pins    Contact Plating    Type    Packing  
 S1=3u"Gold/Tin    N:Without Board Lock Pin    T=Tube  
 S2=5u"Gold/Tin    W:With Board Lock Pin

No. of Pins	Dimension					
	A	B	C	D	E	F
20	20.03	16.58	13.23	11.43	18.04	18.54
26	23.84	20.39	17.04	15.24	21.85	22.35
30	26.38	22.93	19.58	17.78	24.39	24.89
34	28.92	25.47	22.12	20.32	26.93	27.43
40	32.73	29.28	25.93	24.13	30.74	31.24
50	39.08	35.63	32.28	30.48	37.09	37.59
60	45.43	41.98	38.63	36.83	43.44	43.94
68	50.51	47.06	43.71	41.91	48.52	49.02
80	58.13	54.68	51.33	49.53	56.14	56.64
100	70.83	67.38	64.03	62.23	68.84	69.34
120	83.53	80.08	76.73	74.93	81.54	82.04

REV	DATE	MODIFICATION DESCRIPTION	CHANGE	OPERATION	DRAW	DATE	SCALE	FIT	PART NO.
B0	2012/04/28	Change PCB Layout Dimension,Add3.10±0.15	—	OPERATION	DRAW	2012. 04. 28	SCALE	FIT	PART NO.
A5	2012/02/16	Change Plastic Structure Size	—	X.X	Huang		UNIT	mm	6320D-XXXSDSXPXT01
A4	2011/12/12	ADD With Board Lock Pin	—	X.XX	CHECK	DATE	SIZE	A4	TITLE:
A0	2010/03/27	NEW	—	X.XXX	APPROVE	DATE	SHEET	1/1	1.27mm SCSI PLUG 180°
				Angle			PROJ.	Customer NO.	
				DIM					
				TOL					