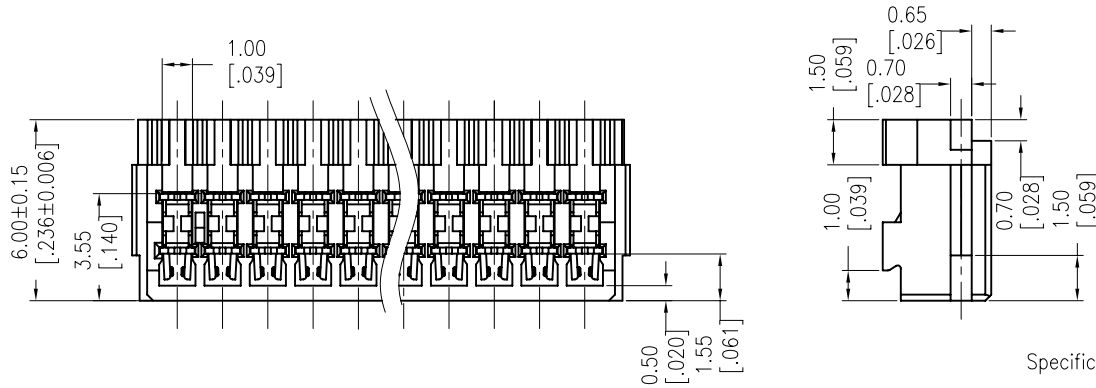


HSF

NOTES:

Current Rating:1.0AMP
 Contact Resistance:20mΩ max
 Withstand Voltage:800V AC/Minute
 Insulation Resistance:1000MΩ min
 Operation Temperature:-25°C to +85°C

Contact Material:Phosphor Bronze
 Contact plating:Au Or Sn Over Ni
 Insulator Material:PA66+30%G.F UL94V-0



Specification & Ordering Information:

Circuit	Part No.	Dimension		
		A	B	C
02	WF1503-HI02W01	1.5	3.5	4.5
03	WF1503-HI03W01	3.0	5.0	6.0
04	WF1503-HI04W01	4.5	6.5	7.5
05	WF1503-HI05W01	6.0	8.0	9.0
06	WF1503-HI06W01	7.5	9.5	10.5
07	WF1503-HI07W01	9.0	11.0	12.0
08	WF1503-HI08W01	10.5	12.5	13.5
09	WF1503-HI09W01	12.0	14.0	15.0
10	WF1503-HI10W01	13.5	15.5	16.5
11	WF1503-HI11W01	15.0	17.0	18.0
12	WF1503-HI12W01	16.5	18.5	19.5
13	WF1503-HI13W01	18.0	20.0	21.0
14	WF1503-HI14W01	19.5	21.5	22.5
15	WF1503-HI15W01	21.0	23.0	24.0
16	WF1503-HI16W01	22.5	24.5	25.5
17	WF1503-HI17W01	24.0	26.0	27.0
18	WF1503-HI18W01	25.5	27.5	28.5
19	WF1503-HI19W01	27.0	29.0	30.0
20	WF1503-HI20W01	28.5	30.5	31.5

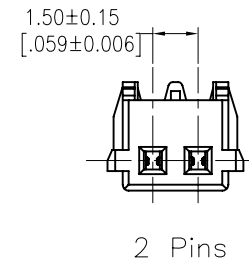
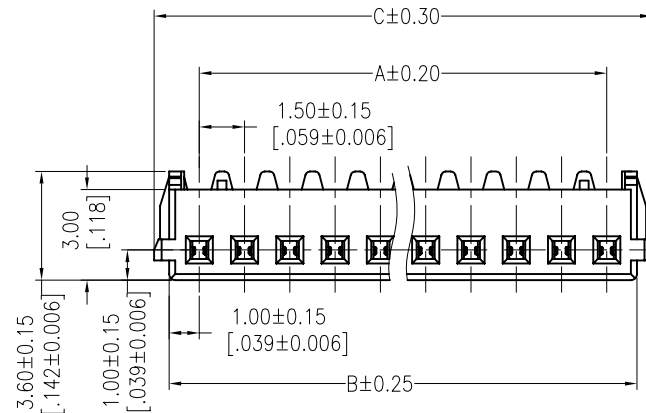
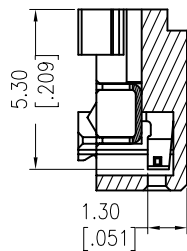
Ordering Information

WF1503-HI XX W 0 1

No. of pins
02~20P

Color
B=Black
E=Beige
W=White

Packing
0=PE Bag



3~20 Pins

REV	DATE	MODIFICATION DESCRIPTION	CHANGE	OPERATION		DRAW JYHuang	DATE 2013/01/23	SCALE UNIT	FIT mm inch	PART NO. SEE TAB
				X.X	±0.40					
				X.XX	±0.25	CHECK	DATE	SIZE	A4	TITLE: "T" TYPE 1.5 Wafer
				X.XXX	±0.15	APPROVE	DATE	SHEET	1/1	Customer NO.
				Angle	± 3'					